

# > Continuous screw presses



# Continuous screw presses

When we started building presses in 1962 it was a great revolution for our customers.


In fact, before that time the only fat that could be extracted was what came out of the drainage pipe, or vertical torches or centrifuges were used where the product loading drums were loaded and a part of the fat was separated by centrifugal force.

These systems were not successful in extracting much

fat. They required a large work force and produced large quantities of fumes and smells.

Between then and now we have produced a great many presses, improving their quality, continuing to keep them simple to use, reducing dismantling operations for maintenance and the time necessary for each maintenance operation.

Currently our presses are at work all over the world.



## Press MGN 750

The structure of our presses is composed of a strong monoblock with very thick, electro-welded sheets.

The reduction unit used for our press is correctly sized and therefore does not require cooling. Transmission takes place via trapezoidal belts of a suitable size and type to transmit the applied power that ranges from 45 KW to 132 KW.



## Press MGN 1050

The thickness of the panel and, at the same time, the pressure to which the cake is subjected can be controlled manually or set automatically while the machine is in movement thanks to an oleo dynamic piston controlled by an oleo dynamic gear case.




## Press MGN 1250

Press-feeding is controlled automatically, proportionally with the motor absorption. This allows the press to be fed always at the maximum of its possibilities, but avoids blocking it.



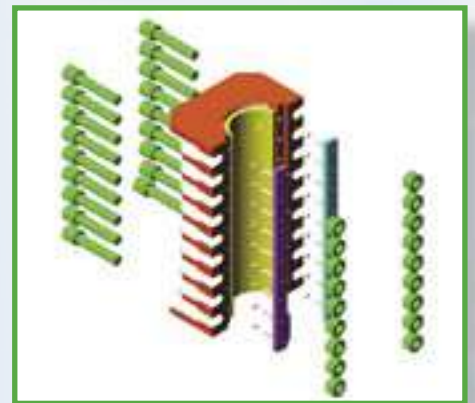
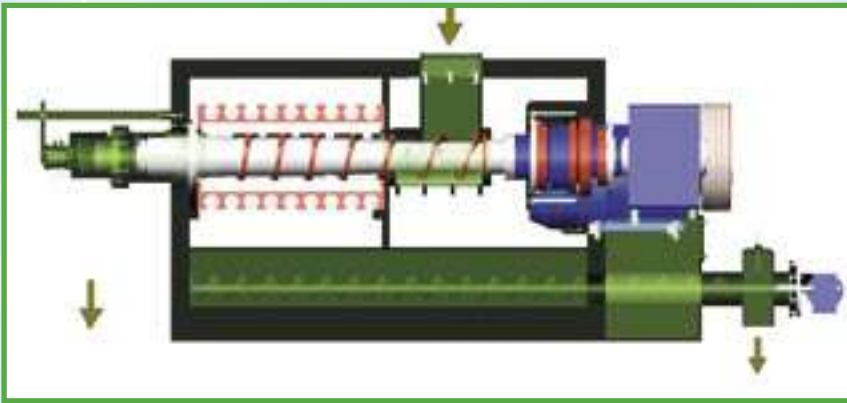




### Detail of the cage

The cage, made in steel casting and then machined, allows large-scale productions and a long life. It is divided into two halves so that it can be dismantled quickly to replace worn parts.

The fat that comes out of the cage is collected by a screw and is extracted from it.



### ▲ Press interior

The squeezing shaft is made in 38NCD4 anti-wear manganese alloy steel. Screws, staves, cone, etc. are in anti wear special steel casting that is then machined and hardened.

### ▲ Cage

## SPARE PARTS



▲ Gas metal arc welding



▲ Grinding

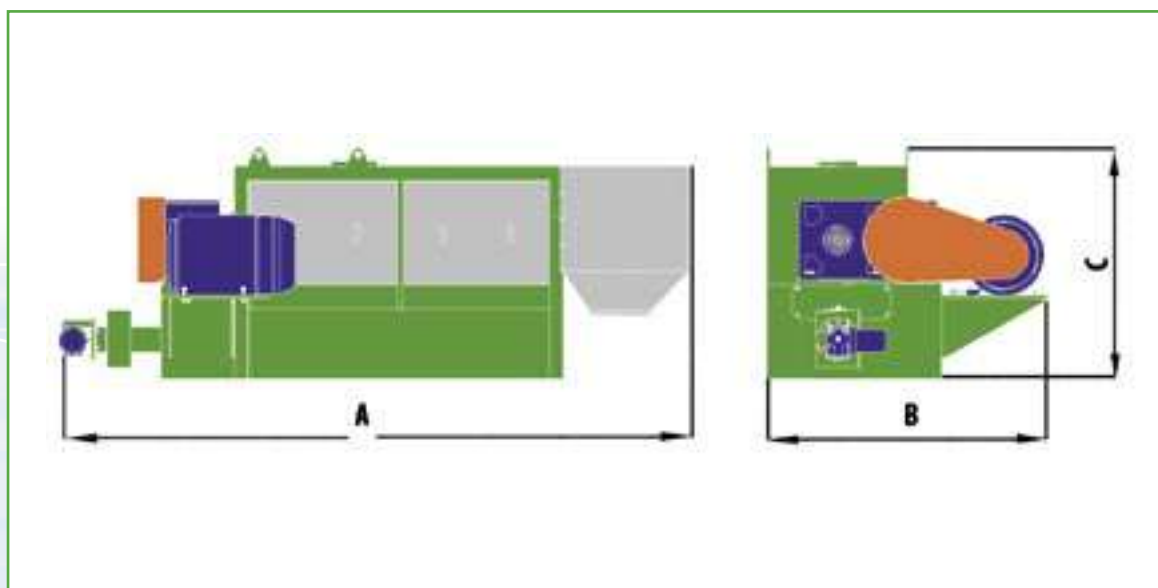


▲ Plasma carry-over



▲ Plasma carry-over

## > Press



Type	Dimensions				Production at inlet	Fat in cake %	Power Kw	Weight Kg
	A	B	C	D				
<b>MGN 750</b>	3.250	1.260	2.000	1.260	1.700–2.000	10 - 12	45	6.800
<b>MGN 1050</b>	4.050	1.720	1.500	1.000	2.800–3.000	10 - 12	90	9.300
<b>MGN 1250</b>	4.950	2.040	2.500	1.200	4.200–5.000	10 - 12	132	22.000